

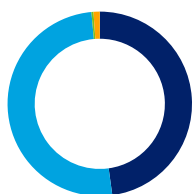
## Barclays Wealth Funds

## EOS at Federated Hermes

Over the last quarter we made voting recommendations at **276** meetings (**2,086** resolutions). At **140** meetings we recommended opposing one or more resolutions. We recommended voting with management by exception at **three** meetings and abstaining at **one** meeting. We supported management on all resolutions at the remaining **132** meetings.

### Global

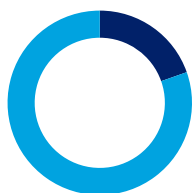
We made voting recommendations at **276** meetings (**2,086** resolutions) over the last quarter.



- Total meetings in favour **47.8%**
- Meetings against (or against AND abstain) **50.7%**
- Meetings abstained **0.4%**
- Meetings with management by exception **1.1%**

### Australia and New Zealand

We made voting recommendations at **51** meetings (**333** resolutions) over the last quarter.



- Total meetings in favour **19.6%**
- Meetings against (or against AND abstain) **80.4%**

### Developed Asia

We made voting recommendations at **ten** meetings (**65** resolutions) over the last quarter.



- Total meetings in favour **60%**
- Meetings against (or against AND abstain) **40%**

### Emerging and Frontier Markets

We made voting recommendations at **111** meetings (**594** resolutions) over the last quarter.



- Total meetings in favour **58.6%**
- Meetings against (or against AND abstain) **38.7%**
- Meetings with management by exception **2.7%**

### Europe

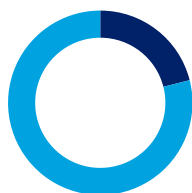
We made voting recommendations at **19** meetings (**153** resolutions) over the last quarter.



- Total meetings in favour **68.4%**
- Meetings against (or against AND abstain) **31.6%**

### North America

We made voting recommendations at **38** meetings (**374** resolutions) over the last quarter.



- Total meetings in favour **21.1%**
- Meetings against (or against AND abstain) **78.9%**

### United Kingdom

We made voting recommendations at **47** meetings (**567** resolutions) over the last quarter.

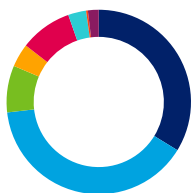


- Total meetings in favour **63.8%**
- Meetings against (or against AND abstain) **34.0%**
- Meetings abstained **2.1%**

The issues on which we recommended voting against management or abstaining on resolutions are shown below.

**Global**

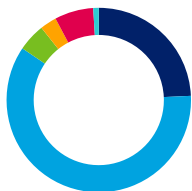
We recommended voting against or abstaining on 317 resolutions over the last quarter.



- Board structure 33.8%
- Remuneration 39.4%
- Shareholder resolution 8.2%
- Capital structure and dividends 4.1%
- Amend articles 9.1%
- Audit and accounts 3.2%
- Investment/M&A 0.3%
- Other 1.9%

**Australia and New Zealand**

We recommended voting against or abstaining on 103 resolutions over the last quarter.



- Board structure 24.3%
- Remuneration 60.2%
- Shareholder resolution 4.9%
- Capital structure and dividends 2.9%
- Amend articles 6.8%
- Audit and accounts 1.0%

**Developed Asia**

We recommended voting against or abstaining on nine resolutions over the last quarter.



- Board structure 44.4%
- Remuneration 11.1%
- Capital structure and dividends 22.2%
- Amend articles 22.2%

**Emerging and Frontier Markets**

We recommended voting against or abstaining on 89 resolutions over the last quarter.



- Board structure 40.4%
- Remuneration 13.5%
- Shareholder resolution 5.6%
- Capital structure and dividends 5.6%
- Amend articles 19.1%
- Audit and accounts 10.1%
- Investment/M&A 1.1%
- Other 4.5%

**Europe**

We recommended voting against or abstaining on 13 resolutions over the last quarter.



- Board structure 30.8%
- Remuneration 38.5%
- Shareholder resolution 7.7%
- Capital structure and dividends 7.7%
- Amend articles 7.7%
- Other 7.7%

**North America**

We recommended voting against or abstaining on 75 resolutions over the last quarter.



- Board structure 41.3%
- Remuneration 37.3%
- Shareholder resolution 18.7%
- Amend articles 2.7%

**United Kingdom**

We recommended voting against or abstaining on 28 resolutions over the last quarter.



- Board structure 25%
- Remuneration 60.7%
- Shareholder resolution 3.6%
- Capital structure and dividends 7.1%
- Other 3.6%